



# Logic

Logic

PURIFIER® LOGIC™ CLASS II  
BIOSAFETY CABINETS

LABCONCO® Purifier® Biological Safety Cabinet



Protecting your  
laboratory environment

**LABCONCO®**



# PURIFIER<sup>®</sup> LOGIC<sup>™</sup> CLASS II BIOSAFETY CABINETS

THE LOGICAL CHOICE IN BIOHAZARD PROTECTION



- **Uncompromised safety.** NSF listing provides assurance that you, your work and your laboratory environment are protected while working with agents that require Biosafety Level 1, 2 or 3 containment. Stainless steel and welded seam construction ensure the cabinet's integrity, durability and cleanability.
- **Constant communication.** The LCD information center provides instant feedback that the cabinet is operating properly.
- **"Filter Remaining" bar graph** eliminates filter change guesswork.

# PURIFIER® LOGIC™ CLASS II BIOSAFETY CABINETS

## OVERVIEW



*For unsurpassed safety, performance and ergonomics, the Purifier Logic Biosafety Cabinet*

*is the logical choice. When Labconco engineers designed the newest generation of Purifier Biosafety Cabinets, they thought outside the box to deliver a safety cabinet that thinks inside the box. Patented\* features with intelligence built in give you confidence and peace of mind during operation so you can spend more time thinking about your work, not what you're working in.*

### Logical Performance

Purifier Logic Biosafety Cabinets utilize **Electronically Commutated Motor (ECM) Technology**, which precisely controls airflow without the need for airflow sensors. The motor is programmed during the cabinet manufacturing process to consistently deliver the precise volume of air required, even as filters load or if line voltage fluctuates.

#### The benefits of ECM:

**Energy efficiency.** The ECM consumes 60% less energy than conventional motors.

**Comfortable working temperature.** The ECM generates less heat than conventional motors for cooler working conditions.

**Quiet.** The ECM operates as much as 50% quieter than conventional motors.

**Reliable.** The time-tested ECM has a long life and reliable operation.

**More power for longer lasting filters.** Because it has greater torque than conventional motors, the ECM overcomes more resistance as HEPA filters load so filters last longer.

Specification	Purifier Logic	Other Biosafety Cabinets†
Power during operation (watts)	290	582
Power in Night-Smart™ mode (watts)	30	n/a
Heat Load (BTU/hour)	990	1986
Noise Level (dBA)	62	65
Fluorescent Light Level (footcandles)	90-100	65
Average Motor Life (hours)	50,000	10-15,000

*The example above compares a 4' Purifier Logic Class II Biosafety Cabinet with 10" sash opening to a similar biosafety cabinet with a conventional motor. Compared to a biosafety cabinet with a conventional motor, the Purifier Logic Biosafety Cabinet uses 58% less energy during normal operation and over 94% less energy during Night-Smart™ operation, generates 39% less heat, is as much as 50% quieter, as much as 53% brighter and has up to 400% longer motor life.*

### Logical Safety

Purifier Logic Biosafety Cabinets meet or exceed all minimum requirements set by NSF International including 99.99% efficient HEPA filters and nominal inflow of 105 fpm. The NSF listing is assurance of these specifications. The Logic Cabinet goes well beyond these standards by providing the user with peace of mind that airflow is within normal limits and the HEPA filters are working properly. A unique line-of-sight **LCD information center**, which is in constant communication with the ECM, continuously monitors and displays the cabinet's performance.

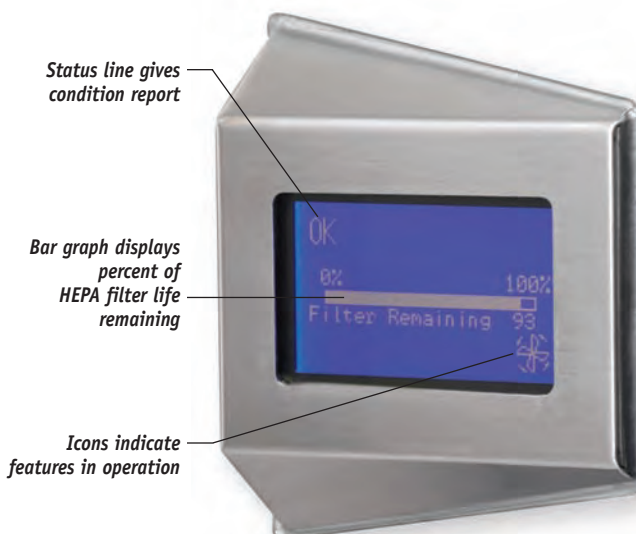
#### The benefits of the LCD information center:

**Easy readability.** The LCD is mounted on the interior right side wall at the user's line of sight for at-a-glance monitoring of activities including cabinet function, filter loading and features in use.

**Status line gives descriptive feedback** on the system's conditions such as "OK" or "Sash too high."

**"Filter Remaining" bar graph.** A continuous bar graph depicts percent of HEPA filter life remaining to provide reassurance and allow the user to accurately and confidently plan for future filter replacement.

**Airflow alert.** Visual and audible alarms warn of sudden airflow changes, which could indicate an obstruction blocking airflow.



Other intelligent safety features include the Smart-Start™ and Night-Smart™ Systems. **Smart-Start** allows the user to program start-up and shut-down procedures such as activation/deactivation of the blower, fluorescent and UV lights when the sash is opened or closed. Automating routine start up and shut down functions assures consistent operation regardless of the user and saves time. **Night-Smart** idles the blower at 30% speed or less when the sash is fully closed to help maintain a clean environment inside the cabinet during periods of non-use.

\*patent pending

†Biosafety cabinets with conventional motors



# PURIFIER® LOGIC™ CLASS II BIOSAFETY CABINETS

## OVERVIEW

### Logical Ergonomics

Creating a user-friendly, ergonomic design comes second nature to Labconco. In 1983, we pioneered the use of an **angled sash**, which allows closer, more comfortable viewing without glare. The fully-closing angled sash also has over **27" (69 cm) of viewing height** for greater visual accessibility. **Bright fluorescent lighting** provides 90-100 footcandles at the work surface, exceeding NSF requirements. The **curved inlet grille** gently supports the user's forearms without the need for uncomfortable, hard-to-clean armrests.



*The curved inlet grille provides a comfortable surface for forearms resting on it. No additional armrest is needed. Reserve-Air™ Inflow Slots draw air into the cabinet should the operator inadvertently block portions of the inlet grille, maintaining safe airflow.*

The **large interior work area** offers more cubic feet than any other biosafety cabinet available. With an interior height of 29.2" (74 cm) at the front of the cabinet and 25.7" (65 cm) at the rear, the Purifier Logic accommodates larger apparatus than other cabinets. Service fixtures and electrical duplex receptacles are mounted on the side walls within easy reach of the operator. **Lift knobs** on the corners of the work surface make it easily removable for cleaning.



*Unobtrusive lift knobs on the front corners of the dished stainless steel work surface allow it to be quickly lifted for cleaning.*



*The uncluttered interior offers the most cubic feet of work area in the industry, further enhanced by the optional Cord Management System that keeps tubing and cords out of the user's work area.*

### Logical Choice

Labconco builds intelligent performance, safety and ergonomics into every Purifier Logic Biosafety Cabinet, going well beyond what conventional cabinets offer. Think outside the box. Make the logical choice for your biohazard protection. Choose Logic.



*The 6' Purifier Logic Class II, Type A2 Biosafety Cabinet is shown on the Electric Hydraulic Lift Base Stand.*



Made in U.S.A.



# PURIFIER<sup>®</sup> LOGIC<sup>™</sup> CLASS II BIOSAFETY CABINETS

## OVERVIEW

### Select the right Purifier Logic Biosafety Cabinet for your application

**Purifier Logic Class II Biosafety Cabinets come in Type A2 and Type B2 configurations.** The airflow diagrams at right illustrate the differences between the two Types. Which configuration you choose is determined by your application. Both Type A2 and B2 cabinets are suitable for work with agents that require Biosafety Level 1, 2 or 3 containment. Other appropriate applications include work with antineoplastic drugs, genetic material, carcinogens, allergens and additional substances that generate hazardous airborne particulates.

**Purifier Logic Class II, Type A2 Biosafety Cabinets** are designed to discharge HEPA-filtered exhaust air directly into the laboratory, or into an exhaust system through the optional Canopy Connection. When canopy-connected, the biosafety cabinets may be used for applications involving minute quantities of volatile toxic chemicals and tracer amounts of radionuclides as an adjunct to microbiological research. These benchtop cabinets are available in 3', 4', 5' and 6' nominal widths. **See pages 8-12 for ordering information.**

**Purifier Logic Class II, Type B2 Biosafety Cabinets** are designed to be hard ducted to the outside. Since none of the air is recirculated, these cabinets may be used for work with agents treated with volatile toxic chemicals and radionuclides. These benchtop cabinets are available in 4' and 6' nominal widths. **See pages 14-15 for ordering information.**



#### Class II, Type A2 Airflow

During operation, room air is drawn into the inlet grille. The air in the plenum beneath the work surface is a mixture of unfiltered room air, and air that has just passed through the work area. This contaminated air is drawn by the blower through the back plenum of the cabinet, where approximately 70% of the air is recirculated through the supply HEPA filter and back over the work area. The balance of the contaminated air is discharged to the environment after passing through the exhaust HEPA filter.



#### Class II, Type B2 Airflow

During operation, room air is drawn through the top of the cabinet. This air is HEPA filtered, and then flows downward through the work area. Room air is also drawn into the inlet grille. All of the contaminated air is drawn under the work surface or through the rear grille, then up the rear plenum, and through the exhaust HEPA filter. A dedicated exhaust system and remote blower draw 100% of the filtered exhaust air out of the laboratory. The ductwork and remote blower are required for operation and sold separately.



# PURIFIER® LOGIC™ CLASS II BIOSAFETY CABINETS

## FEATURES & BENEFITS



Patented\* filter monitoring system




Event timer



Electrical duplex receptacle with splash cover

# PURIFIER® LOGIC™ CLASS II BIOSAFETY CABINETS


## FEATURES & BENEFITS

 **Patented\* filter monitoring system** uses an electronically commutated motor (ECM) to precisely control airflow without the need for airflow sensors. The motor is programmed to consistently deliver the precise volume of air required, even as filters load. The motor is in constant communication with the Logic's unique information center, offering rapid, accurate information on the cabinet's performance.

 **ECM** has many benefits:

- **Energy efficiency.** The ECM consumes up to 60% less energy than conventional motors.
- **Comfortable working temperature.** The ECM generates less heat than conventional motors for cooler working conditions.
- **Quiet.** The ECM operates as much as 50% quieter than conventional motors.
- **Reliable.** Resilient-mounted ball bearings and sturdy motor mount mean less vibration and longer, more reliable motor operation than conventional motors.
- **More power for longer lasting filters.** The motor has up to 40% more torque than conventional motors, overcoming greater resistance from HEPA filter loading so filters last longer.

 **Innovative information center display** offers these advantages:

-  **Line-of-sight** information center is mounted inside the cabinet for constant monitoring and easy readability while working in the cabinet. The center displays icons for at-a-glance monitoring of activities including filter loading, disruption in airflow and cabinet components in use. The display is constructed of UV-opaque safety glass and stainless steel for easy decontamination.
- **Status line gives descriptive feedback** on the system's conditions such as "Sash too high."
- **Unique "Filter Remaining" bar graph.** A continuous display of the remaining HEPA filter life provides performance reassurance and allows the user to accurately and confidently plan for future filter replacement. Alerts warn when the filter life diminishes to 20%, 10% and 0%.
- **Unique airflow alert warns of airflow changes,** which could indicate an obstruction. If during normal operation, the motor speed should abruptly change, the Information Center status line displays "Airflow Alert" and an audible alarm sounds. Once corrective action is taken and the airflow becomes stable, the display reverts to normal operation.

**Smart-Start™ System** allows the user to program start up and shut down operations such as activation/deactivation of the blower, fluorescent and UV lights when the sash is opened or closed.

**Night-Smart™ System** idles the blower at 30% speed when the sash is fully closed to help maintain a clean environment inside the cabinet during periods of non-use. When the sash is raised, the blower automatically resumes normal operation.


**Electronic security lock,** when enabled, prevents operation of the cabinet by unauthorized users. The user must enter the proper sequence of keystrokes to begin operation.


**Event timer** may be set to count down (interval) or up (elapsed).

**UV light timer** (on some models) may be set to activate the UV light constantly or for a period of time when the sash is closed.


**Towel catch,** located beneath the work surface, prevents wipes from being drawn into the blower where they could damage components and alter airflow.

 **Curved stainless steel inlet grille** gently supports the user's forearms without the need for uncomfortable, hard-to-clean armrests.

 **Reserve-Air™ Secondary Airflow Slots†** draw air into the cabinet should portions of the inlet grille become blocked.


 **Two electrical duplex receptacles,** (single outlets on 230 volt models) are located one on each side, with ground fault interruption (on 115 volt models) and splash covers.

**Intrinsically-safe negative pressure design.** All contaminated ducts are under or surrounded by negative pressure. The negative pressure plenums capture any contamination, and force the air through the HEPA filter, preventing its escape into the laboratory.

 **Fully-closing, tempered safety glass sash** with counterbalanced, anti-racking mechanism is sloped at 10° for closer, more comfortable viewing than vertical sashes offer. Two small, sculptured sash handles on the outside surface of the sash do not obstruct the view of the work area.

 **Large 21.7" (54 cm) sash opening height and 27.0" (69 cm) viewing height** offer greater viewing area and easy access for loading and cleaning.

**Clean, unobstructed work area** includes a leak-tight Type 304 stainless steel liner and removable stamped, one-piece dished work surface. Lift knobs are located on the sides of the work surface, out of the way of the work area. Electrical duplex receptacles and optional service fixtures are positioned to permit free arm movement while working and easy removal of the work surface.

 **Contain-Air™ Negative Pressure Channel‡** draws air in, preventing loss of containment at the top of the sash. Unreliable seals and gaskets, which could degrade or drag on the contaminated glass creating aerosols, are not used.

**Low profile.** Front panel is free of protrusions that could interfere with visibility or obstruct taller users.

**Bright, glare-free fluorescent lighting with timer** provides 90-100 footcandles at the work surface, exceeding NSF requirements. For vivariums, the timer may be set to a specific period to reduce interference with animals' circadian rhythms.

**Easy-to-clean touchpad controls** allow manual activation of blower, timer, audible alarm mute and menu selection.

**99.99% efficient supply and exhaust HEPA filters** are industry standard sizes and front accessible for economical and easy replacement. Contact Labconco about optional 99.999% efficient ULPA filters or Type B2 Bag-in/Bag-out HEPA filter system.

**Full three year warranty.**

**Optional 254 nm UV lamp** provides secondary decontamination while the cabinet is not in use. Interlocked switch permits the UV light to operate only when the sash is completely closed.

**Optional service fixtures** are ball-type valves that provide smooth operation at pressures up to 100 psi. They are available factory-installed 8.5" (20 cm) above the work surface to maximize usable surface area. Service fixtures may also be ordered separately for on-site installation.

**Optional inflow and downflow sensor** may be factory or field installed. The sensor provides data for display on the Information Center.

**Optional RS 232 port** may be connected to user-supplied personal computer to monitor and record cabinet performance data.

**Accessory Base Stands.** Purifier Logic Safety Cabinets are benchtop design for use on existing casework or Labconco Telescoping, Unassembled, Hydraulic Lift or Solo™ Base Stands.

 **Exclusive Labconco feature**      \*Patent pending      †U.S. Patent No. 6,368,206

 **Complies with Americans with Disabilities Act Standard for height of controls and receptacles**

# PURIFIER® LOGIC™ CLASS II, TYPE A2 BIOSAFETY CABINETS

## SPECIFICATIONS

### Standard Features

- Nominal inflow velocity of 105 feet per minute (fpm) (0.5 m/sec)
- Nominal downflow velocity of 55 fpm (0.3 m/sec)
- Approximately 70% air recirculation
- Patent-pending design
- Interior-mounted, line-of-sight LCD information center with “Filter Life Remaining” bar graph, status line for alarm conditions and alerts to warn when filter life diminishes to 20%, 10% and 0%
- Filter monitoring system consisting of an electronically commutated motor (ECM) that delivers a precise volume of air as required and automatically adjusts as filters load without relying on airflow sensors
- Smart-Start™ System that allows the user to program start up and shut down operations
- Night-Smart™ System that idles the blower when the sash is fully closed
- Built-in interval or elapsed timer for experiment monitoring, fluorescent light or UV light control (on models with UV light)
- Touchpad control on right-hand side post for manual activation of blower, light, timer, audible alarm mute and menu selection
- Radiused type 304 stainless steel interior and removable, seamless, dished work surface with lift out knobs
- Epoxy-coated steel exterior
- Towel catch located under work surface
- Contain-Air™ Negative Pressure Channel\*
  - Class 5 conditions per ISO 14644-1 and 2 (formerly Class 100)
  - Supply and exhaust 99.99% efficient HEPA filters. Contact Labconco for optional 99.999% efficient ULPA filters.
  - Two electrical duplex receptacles, (single outlets on 230 volt models), located one on each side, with ground fault interruption (115 volt models) and stainless steel splash covers
  - Fully-closing, clear 1/4" tempered safety glass sash with two sash handles; counterbalanced, anti-racking mechanism; and 10° slope
- 21.7" (54 cm) maximum sash opening height and 27.0" (69 cm) viewing height
- Curved stainless steel inlet grille with Reserve-Air™ Secondary Airflow Slots\*



Purifier Logic Class II, Type A2 Biosafety Cabinet 3440001 on Electric Hydraulic Lift Base Stand 3780101 with Caster Kit 3784000. Base stand and casters are sold separately.

- Bright, 90-100 footcandle, glare-free fluorescent lighting located outside the contaminated work area
- Intrinsically safe negative pressure design
- Electronic security lock (optional activation) that requires code to operate the cabinet
- 10' (3 m) power cord with plug
- Full three year warranty
- NSF International and ETL listed
- CE conformity marking (230 volt models)

### Options

- 254 nm UV lamp
- Service fixture(s) with ball-type valve(s)

### Required Accessory

- Supporting base. See pages 22-25.

See Ordering Information on pages 9-12, Dimensional Data on page 13, Accessories on pages 17-20, and Base Stands on pages 22-25.



# PURIFIER® LOGIC™ CLASS II, TYPE A2 BIOSAFETY CABINETS

## 3-FOOT MODELS ORDERING INFORMATION


Catalog #	Nominal Width	Sash Opening	Exhaust Volume	Electrical Requirements	Receptacle & Plug Type	Light(s)	Service Fixture	Shipping Weight
<b>3430000</b>	3 feet	10"	253-279 CFM	115 volts, 60 Hz, 12 amps	115 volts, 15 amps	Fluorescent	—	485 lbs. (220 kg)
<b>3430001</b>	3 feet	10"	253-279 CFM	115 volts, 60 Hz, 12 amps	115 volts, 15 amps	Fluorescent Ultraviolet	1	485 lbs. (220 kg)
<b>3430020*</b>	3 feet	10"	253-279 CFM	230 volts, 50/60 Hz, 6 amps	British (UK)	Fluorescent	—	485 lbs. (220 kg)
<b>3430021*</b>	3 feet	10"	253-279 CFM	230 volts, 50/60 Hz, 6 amps	British (UK)	Fluorescent Ultraviolet	1	485 lbs. (220 kg)
<b>3430022*</b>	3 feet	10"	253-279 CFM	230 volts, 50/60 Hz, 6 amps	Schuko	Fluorescent	—	485 lbs. (220 kg)
<b>3430023*</b>	3 feet	10"	253-279 CFM	230 volts, 50/60 Hz, 6 amps	Schuko	Fluorescent Ultraviolet	1	485 lbs. (220 kg)
<b>3430024*</b>	3 feet	10"	253-279 CFM	230 volts, 50/60 Hz, 6 amps	China/Australia	Fluorescent	—	485 lbs. (220 kg)
<b>3430025*</b>	3 feet	10"	253-279 CFM	230 volts, 50/60 Hz, 6 amps	China/Australia	Fluorescent Ultraviolet	1	485 lbs. (220 kg)
<b>3430026</b>	3 feet	10"	253-279 CFM	230 volts, 50/60 Hz, 6 amps	North America, 230 volts	Fluorescent	—	485 lbs. (220 kg)
<b>3430027</b>	3 feet	10"	253-279 CFM	230 volts, 50/60 Hz, 6 amps	North America, 230 volts	Fluorescent Ultraviolet	1	485 lbs. (220 kg)
<b>3430800</b>	3 feet	8"	203-223 CFM	115 volts, 60 Hz, 12 amps	115 volts, 15 amps	Fluorescent	—	485 lbs. (220 kg)
<b>3430801</b>	3 feet	8"	203-223 CFM	115 volts, 60 Hz, 12 amps	115 volts, 15 amps	Fluorescent Ultraviolet	1	485 lbs. (220 kg)
<b>3430810*</b>	3 feet	8"	203-223 CFM	100 volts, 50/60 Hz, 12 amps	100 volts, 15 amps	Fluorescent	—	485 lbs. (220 kg)
<b>3430811*</b>	3 feet	8"	203-223 CFM	100 volts, 50/60 Hz, 12 amps	100 volts, 15 amps	Fluorescent Ultraviolet	1	485 lbs. (220 kg)
<b>3430820*</b>	3 feet	8"	203-223 CFM	230 volts, 50/60 Hz, 6 amps	British (UK)	Fluorescent	—	485 lbs. (220 kg)
<b>3430821*</b>	3 feet	8"	203-223 CFM	230 volts, 50/60 Hz, 6 amps	British (UK)	Fluorescent Ultraviolet	1	485 lbs. (220 kg)
<b>3430822*</b>	3 feet	8"	203-223 CFM	230 volts, 50/60 Hz, 6 amps	Schuko	Fluorescent	—	485 lbs. (220 kg)
<b>3430823*</b>	3 feet	8"	203-223 CFM	230 volts, 50/60 Hz, 6 amps	Schuko	Fluorescent Ultraviolet	1	485 lbs. (220 kg)
<b>3430824*</b>	3 feet	8"	203-223 CFM	230 volts, 50/60 Hz, 6 amps	China/Australia	Fluorescent	—	485 lbs. (220 kg)
<b>3430825*</b>	3 feet	8"	203-223 CFM	230 volts, 50/60 Hz, 6 amps	China/Australia	Fluorescent Ultraviolet	1	485 lbs. (220 kg)
<b>3430826</b>	3 feet	8"	203-223 CFM	230 volts, 50/60 Hz, 6 amps	North America, 230 volts	Fluorescent	—	485 lbs. (220 kg)
<b>3430827</b>	3 feet	8"	203-223 CFM	230 volts, 50/60 Hz, 6 amps	North America, 230 volts	Fluorescent Ultraviolet	1	485 lbs. (220 kg)

\* International electrical configuration

† EN 12469 Compliant. Includes audible/visual low velocity indicator.


### Electrical Receptacle & Plug Configurations

100 volts, 15 amps  
115 volts, 15 amps



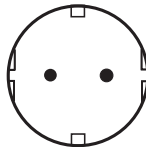
For Catalog Numbers  
ending in 00, 01, 10 & 11

British (UK)




For Catalog Numbers  
ending in 20 & 21

Schuko




For Catalog Numbers  
ending in 22 & 23

China/Australia



For Catalog Numbers  
ending in 24 & 25

North America, 230 volts



For Catalog Numbers  
ending in 26 & 27

# PURIFIER® LOGIC™ CLASS II, TYPE A2 BIOSAFETY CABINETS

## 4 - F O O T   M O D E L S   O R D E R I N G   I N F O R M A T I O N


Catalog #	Nominal Width	Sash Opening	Exhaust Volume	Electrical Requirements	Receptacle & Plug Type	Light(s)	Service Fixture	Shipping Weight
3440000	4 feet	10"	339-370 CFM	115 volts, 60 Hz, 12 amps	115 volts, 15 amps	Fluorescent	—	585 lbs. (265 kg)
3440001	4 feet	10"	339-370 CFM	115 volts, 60 Hz, 12 amps	115 volts, 15 amps	Fluorescent Ultraviolet	1	585 lbs. (265 kg)
3440020*	4 feet	10"	339-370 CFM	230 volts, 50/60 Hz, 6 amps	British (UK)	Fluorescent	—	585 lbs. (265 kg)
3440021*	4 feet	10"	339-370 CFM	230 volts, 50/60 Hz, 6 amps	British (UK)	Fluorescent Ultraviolet	1	585 lbs. (265 kg)
3440022*	4 feet	10"	339-370 CFM	230 volts, 50/60 Hz, 6 amps	Schuko	Fluorescent	—	585 lbs. (265 kg)
3440023*	4 feet	10"	339-370 CFM	230 volts, 50/60 Hz, 6 amps	Schuko	Fluorescent Ultraviolet	1	585 lbs. (265 kg)
3440024*	4 feet	10"	339-370 CFM	230 volts, 50/60 Hz, 6 amps	China/Australia	Fluorescent	—	585 lbs. (265 kg)
3440025*	4 feet	10"	339-370 CFM	230 volts, 50/60 Hz, 6 amps	China/Australia	Fluorescent Ultraviolet	1	585 lbs. (265 kg)
3440026	4 feet	10"	339-370 CFM	230 volts, 50/60 Hz, 6 amps	North America, 230 volts	Fluorescent	—	585 lbs. (265 kg)
3440027	4 feet	10"	339-370 CFM	230 volts, 50/60 Hz, 6 amps	North America, 230 volts	Fluorescent Ultraviolet	1	585 lbs. (265 kg)
3440800	4 feet	8"	269-296 CFM	115 volts, 60 Hz, 12 amps	115 volts, 15 amps	Fluorescent	—	585 lbs. (265 kg)
3440801	4 feet	8"	269-296 CFM	115 volts, 60 Hz, 12 amps	115 volts, 15 amps	Fluorescent Ultraviolet	1	585 lbs. (265 kg)
3440810*	4 feet	8"	269-296 CFM	100 volts, 50/60 Hz, 12 amps	100 volts, 15 amps	Fluorescent	—	585 lbs. (265 kg)
3440811*	4 feet	8"	269-296 CFM	100 volts, 50/60 Hz, 12 amps	100 volts, 15 amps	Fluorescent Ultraviolet	1	585 lbs. (265 kg)
3440820*	4 feet	8"	269-296 CFM	230 volts, 50/60 Hz, 6 amps	British (UK)	Fluorescent	—	585 lbs. (265 kg)
3440821*	4 feet	8"	269-296 CFM	230 volts, 50/60 Hz, 6 amps	British (UK)	Fluorescent Ultraviolet	1	585 lbs. (265 kg)
3440822*	4 feet	8"	269-296 CFM	230 volts, 50/60 Hz, 6 amps	Schuko	Fluorescent	—	585 lbs. (265 kg)
3440823*	4 feet	8"	269-296 CFM	230 volts, 50/60 Hz, 6 amps	Schuko	Fluorescent Ultraviolet	1	585 lbs. (265 kg)
3440824*	4 feet	8"	269-296 CFM	230 volts, 50/60 Hz, 6 amps	China/Australia	Fluorescent	—	585 lbs. (265 kg)
3440825*	4 feet	8"	269-296 CFM	230 volts, 50/60 Hz, 6 amps	China/Australia	Fluorescent Ultraviolet	1	585 lbs. (265 kg)
3440826	4 feet	8"	269-296 CFM	230 volts, 50/60 Hz, 6 amps	North America, 230 volts	Fluorescent	—	585 lbs. (265 kg)
3440827	4 feet	8"	269-296 CFM	230 volts, 50/60 Hz, 6 amps	North America, 230 volts	Fluorescent Ultraviolet	1	585 lbs. (265 kg)
3440830*†	4 feet	8"	269-296 CFM	230 volts, 50/60 Hz, 6 amps	Schuko	Fluorescent	—	585 lbs. (265 kg)
3440831*†	4 feet	8"	269-296 CFM	230 volts, 50/60 Hz, 6 amps	Schuko	Fluorescent Ultraviolet	1	585 lbs. (265 kg)

\* International electrical configuration

† EN 12469 Compliant. Includes audible/visual low velocity indicator.


### Electrical Receptacle & Plug Configurations

100 volts, 15 amps  
115 volts, 15 amps



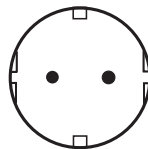
For Catalog Numbers  
ending in 00, 01, 10 & 11

British (UK)




For Catalog Numbers  
ending in 20 & 21

Schuko



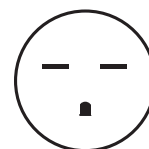
For Catalog Numbers  
ending in 22, 23, 30 & 31

China/Australia



For Catalog Numbers  
ending in 24 & 25

North America, 230 volts



For Catalog Numbers  
ending in 26 & 27



# PURIFIER® LOGIC™ CLASS II, TYPE A2 BIOSAFETY CABINETS

## 5 - F O O T M O D E L S O R D E R I N G I N F O R M A T I O N


Catalog #	Nominal Width	Sash Opening	Exhaust Volume	Electrical Requirements	Receptacle & Plug Type	Light(s)	Service Fixture	Shipping Weight
3450000	5 feet	10"	420-462 CFM	115 volts, 60 Hz, 16 amps	115 volts, 20 amps	Fluorescent	—	715 lbs. (324 kg)
3450001	5 feet	10"	420-462 CFM	115 volts, 60 Hz, 16 amps	115 volts, 20 amps	Fluorescent Ultraviolet	1	715 lbs. (324 kg)
3450020*	5 feet	10"	420-462 CFM	230 volts, 50/60 Hz, 8 amps	British (UK)	Fluorescent	—	715 lbs. (324 kg)
3450021*	5 feet	10"	420-462 CFM	230 volts, 50/60 Hz, 8 amps	British (UK)	Fluorescent Ultraviolet	1	715 lbs. (324 kg)
3450022*	5 feet	10"	420-462 CFM	230 volts, 50/60 Hz, 8 amps	Schuko	Fluorescent	—	715 lbs. (324 kg)
3450023*	5 feet	10"	420-462 CFM	230 volts, 50/60 Hz, 8 amps	Schuko	Fluorescent Ultraviolet	1	715 lbs. (324 kg)
3450024*	5 feet	10"	420-462 CFM	230 volts, 50/60 Hz, 8 amps	China/Australia	Fluorescent	—	715 lbs. (324 kg)
3450025*	5 feet	10"	420-462 CFM	230 volts, 50/60 Hz, 8 amps	China/Australia	Fluorescent Ultraviolet	1	715 lbs. (324 kg)
3450026	5 feet	10"	420-462 CFM	230 volts, 50/60 Hz, 8 amps	North America, 230 volts	Fluorescent	—	715 lbs. (324 kg)
3450027	5 feet	10"	420-462 CFM	230 volts, 50/60 Hz, 8 amps	North America, 230 volts	Fluorescent Ultraviolet	1	715 lbs. (324 kg)
3450800	5 feet	8"	336-370 CFM	115 volts, 60 Hz, 16 amps	115 volts, 20 amps	Fluorescent	—	715 lbs. (324 kg)
3450801	5 feet	8"	336-370 CFM	115 volts, 60 Hz, 16 amps	115 volts, 20 amps	Fluorescent Ultraviolet	1	715 lbs. (324 kg))
3450810	5 feet	8"	336-370 CFM	100 volts, 50/60 Hz, 16 amps	100 volts, 20 amps	Fluorescent	—	715 lbs. (324 kg)
3450811	5 feet	8"	336-370 CFM	100 volts, 50/60 Hz, 16 amps	100 volts, 20 amps	Fluorescent Ultraviolet	1	715 lbs. (324 kg)
3450820*	5 feet	8"	336-370 CFM	230 volts, 50/60 Hz, 8 amps	British (UK)	Fluorescent	—	715 lbs. (324 kg)
3450821*	5 feet	8"	336-370 CFM	230 volts, 50/60 Hz, 8 amps	British (UK)	Fluorescent Ultraviolet	1	715 lbs. (324 kg)
3450822*	5 feet	8"	336-370 CFM	230 volts, 50/60 Hz, 8 amps	Schuko	Fluorescent	—	715 lbs. (324 kg)
3450823*	5 feet	8"	336-370 CFM	230 volts, 50/60 Hz, 8 amps	Schuko	Fluorescent Ultraviolet	1	715 lbs. (324 kg)
3450824*	5 feet	8"	336-370 CFM	230 volts, 50/60 Hz, 8 amps	China/Australia	Fluorescent	—	715 lbs. (324 kg)
3450825*	5 feet	8"	336-370 CFM	230 volts, 50/60 Hz, 8 amps	China/Australia	Fluorescent Ultraviolet	1	715 lbs. (324 kg)
3450826	5 feet	8"	336-370 CFM	230 volts, 50/60 Hz, 8 amps	North America, 230 volts	Fluorescent	—	715 lbs. (324 kg)
3450827	5 feet	8"	336-370 CFM	230 volts, 50/60 Hz, 8 amps	North America, 230 volts	Fluorescent Ultraviolet	1	715 lbs. (324 kg)

\*International electrical configuration

\*\*Receptacles are 15 amps


### Electrical Receptacle & Plug Configurations

100 volts, 15 amps  
115 volts, 15 amps




For Catalog  
Numbers ending in  
00, 01, 10 & 11

100 volts, 20 amps  
115 volts, 20 amps



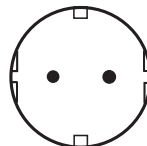
For Catalog  
Numbers ending in  
00, 01, 10 & 11

British (UK)



For Catalog  
Numbers ending in  
20 & 21

Schuko




For Catalog  
Numbers ending in  
22 & 23

China/Australia



For Catalog  
Numbers ending in  
24 & 25

North America, 230 volts



For Catalog  
Numbers ending in  
26 & 27

# PURIFIER® LOGIC™ CLASS II, TYPE A2 BIOSAFETY CABINETS

## 6 - F O O T   M O D E L S   O R D E R I N G   I N F O R M A T I O N


Catalog #	Nominal Width	Sash Opening	Exhaust Volume	Electrical Requirements	Receptacle & Plug Type	Light(s)	Service Fixtures	Shipping Weight
<b>3460000</b>	6 feet	10"	503-554 CFM	115 volts, 60 Hz, 16 amps	115 volts, 20 amps**	Fluorescent	—	805 lbs. (365 kg)
<b>3460001</b>	6 feet	10"	503-554 CFM	115 volts, 60 Hz, 16 amps	115 volts, 20 amps**	Fluorescent Ultraviolet	2	805 lbs. (365 kg)
<b>3460020*</b>	6 feet	10"	503-554 CFM	230 volts, 50/60 Hz, 8 amps	British (UK)	Fluorescent	—	805 lbs. (365 kg)
<b>3460021*</b>	6 feet	10"	503-554 CFM	230 volts, 50/60 Hz, 8 amps	British (UK)	Fluorescent Ultraviolet	2	805 lbs. (365 kg)
<b>3460022*</b>	6 feet	10"	503-554 CFM	230 volts, 50/60 Hz, 8 amps	Schuko	Fluorescent	—	805 lbs. (365 kg)
<b>3460023*</b>	6 feet	10"	503-554 CFM	230 volts, 50/60 Hz, 8 amps	Schuko	Fluorescent Ultraviolet	2	805 lbs. (365 kg)
<b>3460024*</b>	6 feet	10"	503-554 CFM	230 volts, 50/60 Hz, 8 amps	China/Australia	Fluorescent	—	805 lbs. (365 kg)
<b>3460025*</b>	6 feet	10"	503-554 CFM	230 volts, 50/60 Hz, 8 amps	China/Australia	Fluorescent Ultraviolet	2	805 lbs. (365 kg)
<b>3460026</b>	6 feet	10"	503-554 CFM	230 volts, 50/60 Hz, 8 amps	North America, 230 volts	Fluorescent	—	805 lbs. (365 kg)
<b>3460027</b>	6 feet	10"	503-554 CFM	230 volts, 50/60 Hz, 8 amps	North America, 230 volts	Fluorescent Ultraviolet	2	805 lbs. (365 kg)
<b>3460800</b>	6 feet	8"	403-443 CFM	115 volts, 60 Hz, 16 amps	115 volts, 20 amps**	Fluorescent	—	805 lbs. (365 kg)
<b>3460801</b>	6 feet	8"	403-443 CFM	115 volts, 60 Hz, 16 amps	115 volts, 20 amps**	Fluorescent Ultraviolet	2	805 lbs. (365 kg)
<b>3460810*</b>	6 feet	8"	403-443 CFM	100 volts, 50/60 Hz, 16 amps	100 volts, 20 amps**	Fluorescent	—	805 lbs. (365 kg)
<b>3460811*</b>	6 feet	8"	403-443 CFM	100 volts, 50/60 Hz, 16 amps	100 volts, 20 amps**	Fluorescent Ultraviolet	2	805 lbs. (365 kg)
<b>3460820*</b>	6 feet	8"	403-443 CFM	230 volts, 50/60 Hz, 8 amps	British (UK)	Fluorescent	—	805 lbs. (365 kg)
<b>3460821*</b>	6 feet	8"	403-443 CFM	230 volts, 50/60 Hz, 8 amps	British (UK)	Fluorescent Ultraviolet	2	805 lbs. (365 kg)
<b>3460822*</b>	6 feet	8"	403-443 CFM	230 volts, 50/60 Hz, 8 amps	Schuko	Fluorescent	—	805 lbs. (365 kg)
<b>3460823*</b>	6 feet	8"	403-443 CFM	230 volts, 50/60 Hz, 8 amps	Schuko	Fluorescent Ultraviolet	2	805 lbs. (365 kg)
<b>3460824*</b>	6 feet	8"	403-443 CFM	230 volts, 50/60 Hz, 8 amps	China/Australia	Fluorescent	—	805 lbs. (365 kg)
<b>3460825*</b>	6 feet	8"	403-443 CFM	230 volts, 50/60 Hz, 8 amps	China/Australia	Fluorescent Ultraviolet	2	805 lbs. (365 kg)
<b>3460826</b>	6 feet	8"	403-443 CFM	230 volts, 50/60 Hz, 8 amps	North America, 230 volts	Fluorescent	—	805 lbs. (365 kg)
<b>3460827</b>	6 feet	8"	403-443 CFM	230 volts, 50/60 Hz, 8 amps	North America, 230 volts	Fluorescent Ultraviolet	2	805 lbs. (365 kg)

\*International electrical configuration

\*\*Receptacles are 15 amps


### Electrical Receptacle & Plug Configurations

100 volts, 20 amps  
115 volts, 20 amps



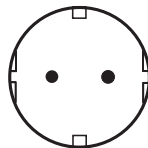
For Catalog  
Numbers ending in  
00, 01, 10 & 11

British (UK)




For Catalog  
Numbers ending in  
20 & 21

Schuko




For Catalog  
Numbers ending in  
22 & 23

China/Australia



For Catalog  
Numbers ending in  
24 & 25

North America, 230 volts

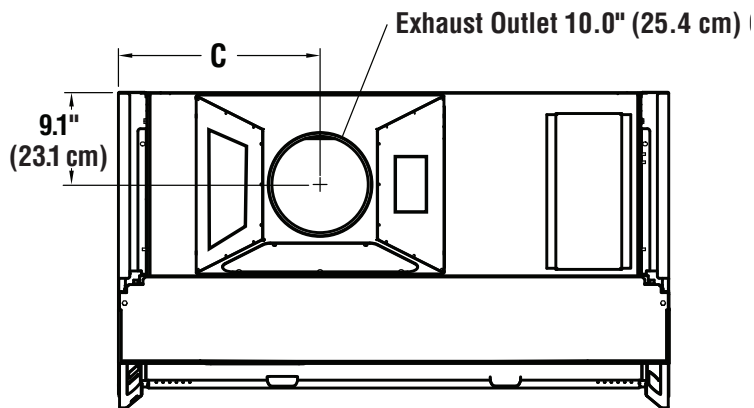


For Catalog  
Numbers ending in  
26 & 27



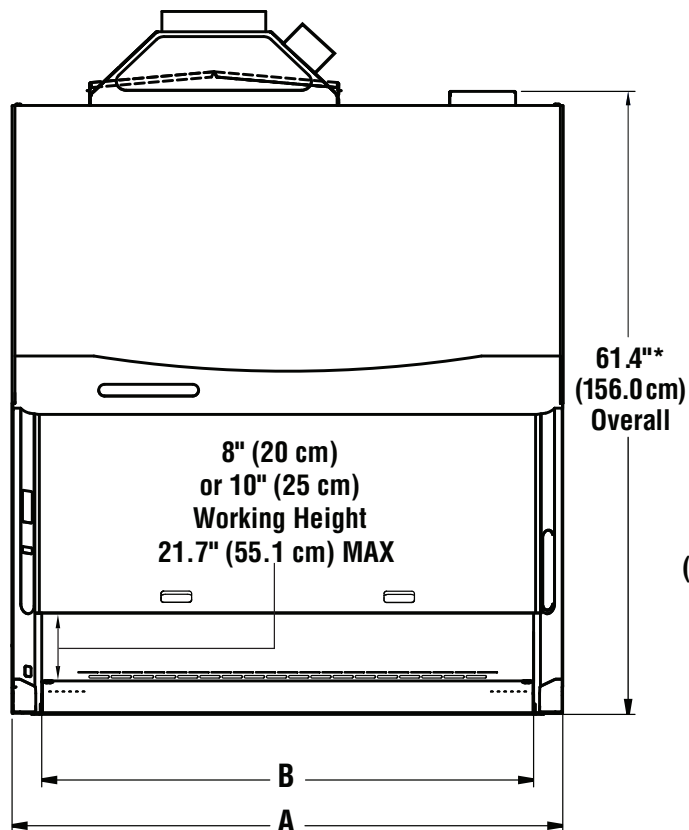
# PURIFIER® LOGIC™ CLASS II, TYPE A2 BIOSAFETY CABINETS

## D I M E N S I O N A L   D A T A

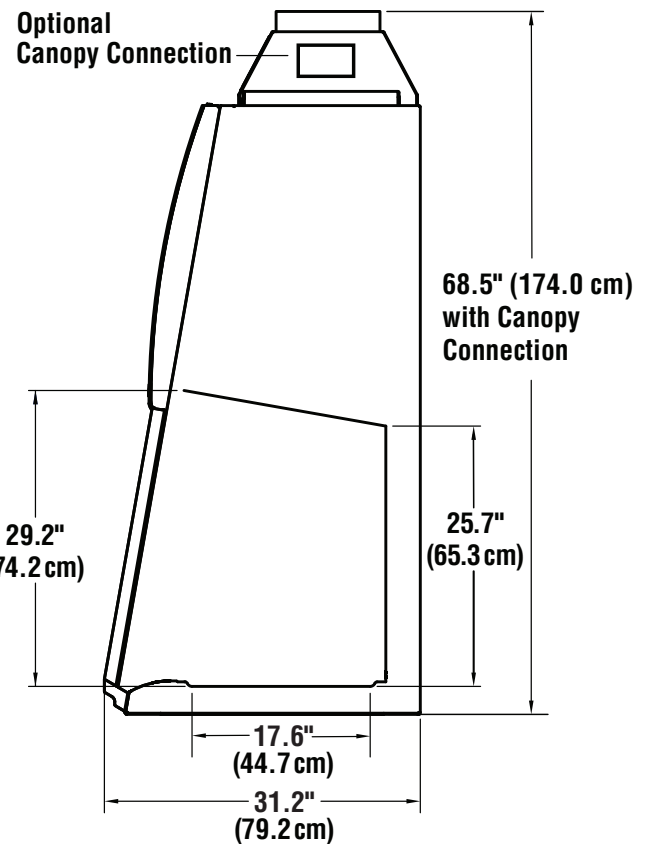


TOP

Nominal Width	A	B	C
3'	42.3" (107.4 cm)	36.5" (92.7 cm)	13.6" (34.5 cm)
4'	54.3" (137.9 cm)	48.5" (123.2 cm)	19.9" (50.5 cm)
5'	66.3" (168.4 cm)	60.5" (153.7 cm)	26.9" (68.3 cm)
6'	78.3" (198.9 cm)	72.5" (184.2 cm)	32.9" (83.6 cm)



FRONT



SIDE

Dotted line represents exhaust air diffusers, used when cabinet is not thimble-ducted.

Canopy Connection is not included with the Purifier Logic Biosafety Cabinet.

\*Height is 63.4" (161.0 cm) when equipped with optional Trace Odor Postfilter.

# PURIFIER® LOGIC™ CLASS II, TYPE B2 BIOSAFETY CABINETS

## SPECIFICATIONS

### Standard Features

- Nominal inflow velocity of 105 fpm (0.5 m/sec)
- Nominal downflow velocity of 55 fpm (0.3 m/sec)
- 0% air recirculation
- ✚ Patent-pending design
- ✚ Interior-mounted, line-of-sight LCD information center with "Filter Life Remaining" bar graph, status line for alarm conditions and alerts to warn when filter life diminishes to 20%, 10% and 0%
- ✚ Filter monitoring system consisting of an electronically commutated motor (ECM) that delivers a precise volume of air as required and automatically adjusts as filters load without relying on airflow sensors
- ✚ Smart-Start™ System that allows the user to program start up and shut down operations
- Built-in interval or elapsed timer for experiment monitoring, fluorescent light or UV light control (on models with UV light)
- ✚ Touchpad control on right-hand side post for manual activation of blower, light, timer, audible alarm mute and menu selection
- Radiused type 304 stainless steel interior and removable, seamless, dished work surface with lift out knobs
- Epoxy-coated steel exterior
- Towel catch located under work surface
- ✚ Contain-Air™ Negative Pressure Channel\*
- Class 5 conditions per ISO 14644-1 and 2 (formerly Class 100)
- Supply and exhaust 99.99% efficient HEPA filters. Contact Labconco for optional 99.999% efficient ULPA filters.
- Two electrical duplex receptacles, (single outlets on 230 volt models), located one on each side, with ground fault interruption (115 volt models) and stainless steel splash covers
- Fully-closing, clear 1/4" tempered safety glass sash with two sash handles; counterbalanced, anti-racking mechanism; and 10° slope
- ✚ 21.7" (54 cm) maximum sash opening height and 27.0" (69 cm) viewing height
- ✚ Curved stainless steel inlet grille with Reserve-Air™ Secondary Airflow Slots\*
- Bright, 90-100 footcandle, glare-free fluorescent lighting located outside the contaminated work area
- Intrinsically safe negative pressure design
- Automatic shut-down should remote blower fail (remote blower not included)



Purifier Logic Class II, Type B2 Biosafety Cabinet 3441001 on Telescoping Base Stand 3734000. Base stand is sold separately.

- Electronic security lock (optional activation) that requires code to operate the cabinet
- 10" diameter exhaust outlet with air-tight damper
- 10' (3 m) power cord with plug
- Full three year warranty
- NSF International and ETL listed
- CE conformity marking (230 volt models)

### Options

- 254 nm UV lamp
- Service fixture(s) with ball-type valve(s)

### Required Accessories

- Dedicated remote blower and ductwork. See pages 19 and 21.
- Supporting base. See pages 22-24.

See Ordering Information on page 15, Dimensional Data on page 16, Accessories on pages 17-19 and 21, and Base Stands on pages 22-24.



# PURIFIER® LOGIC™ CLASS II, TYPE B2 BIOSAFETY CABINETS

## ORDERING INFORMATION


Catalog #	Nominal Width	Sash Opening	Exhaust Volume	Electrical Requirements	Receptacle & Plug Type	Light(s)	Service Fixture(s)	Shipping Weight
<b>3441000</b>	4 feet	8"	810 CFM	115 volts, 60 Hz, 12 amps	115 volts, 15 amps	Fluorescent	—	736 lbs. (334 kg)
<b>3441001</b>	4 feet	8"	810 CFM	115 volts, 60 Hz, 12 amps	115 volts, 15 amps	Fluorescent Fluorescent Ultraviolet	1	736 lbs. (334 kg)
<b>3441010*</b>	4 feet	8"	810 CFM	100 volts, 50/60 Hz, 12 amps	100 volts, 15 amps	Fluorescent	—	736 lbs. (334 kg)
<b>3441011*</b>	4 feet	8"	810 CFM	100 volts, 50/60 Hz, 12 amps	100 volts, 15 amps	Fluorescent Fluorescent Ultraviolet	1	736 lbs. (334 kg)
<b>3441020*</b>	4 feet	8"	810 CFM	230 volts, 50/60 Hz, 6 amps	British (UK)	Fluorescent	—	736 lbs. (334 kg)
<b>3441021*</b>	4 feet	8"	810 CFM	230 volts, 50/60 Hz, 6 amps	British (UK)	Fluorescent Fluorescent Ultraviolet	1	736 lbs. (334 kg)
<b>3441022*</b>	4 feet	8"	810 CFM	230 volts, 50/60 Hz, 6 amps	Schuko	Fluorescent	—	736 lbs. (334 kg)
<b>3441023*</b>	4 feet	8"	810 CFM	230 volts, 50/60 Hz, 6 amps	Schuko	Fluorescent Fluorescent Ultraviolet	1	736 lbs. (334 kg)
<b>3441024*</b>	4 feet	8"	810 CFM	230 volts, 50/60 Hz, 6 amps	China/Australia	Fluorescent	—	736 lbs. (334 kg)
<b>3441025*</b>	4 feet	8"	810 CFM	230 volts, 50/60 Hz, 6 amps	China/Australia	Fluorescent Fluorescent Ultraviolet	1	736 lbs. (334 kg)
<b>3441026</b>	4 feet	8"	810 CFM	230 volts, 50/60 Hz, 6 amps	North America, 230 volts	Fluorescent	—	736 lbs. (334 kg)
<b>3441027</b>	4 feet	8"	810 CFM	230 volts, 50/60 Hz, 6 amps	North America, 230 volts	Fluorescent Fluorescent Ultraviolet	1	736 lbs. (334 kg)
<b>3461000</b>	6 feet	8"	1218 CFM	115 volts, 60 Hz, 12 amps	115 volts, 20 amps**	Fluorescent	—	875 lbs. (397 kg)
<b>3461001</b>	6 feet	8"	1218 CFM	115 volts, 60 Hz, 12 amps	115 volts, 20 amps**	Fluorescent Fluorescent Ultraviolet	2	875 lbs. (397 kg)
<b>3461010*</b>	6 feet	8"	1218 CFM	100 volts, 50/60 Hz, 12 amps	100 volts, 20 amps**	Fluorescent	—	875 lbs. (397 kg)
<b>3461011*</b>	6 feet	8"	1218 CFM	100 volts, 50/60 Hz, 12 amps	100 volts, 20 amps**	Fluorescent Fluorescent Ultraviolet	2	875 lbs. (397 kg)
<b>3461020*</b>	6 feet	8"	1218 CFM	230 volts, 50/60 Hz, 8 amps	British (UK)	Fluorescent	—	875 lbs. (397 kg)
<b>3461021*</b>	6 feet	8"	1218 CFM	230 volts, 50/60 Hz, 8 amps	British (UK)	Fluorescent Fluorescent Ultraviolet	2	875 lbs. (397 kg)
<b>3461022*</b>	6 feet	8"	1218 CFM	230 volts, 50/60 Hz, 8 amps	Schuko	Fluorescent	—	875 lbs. (397 kg)
<b>3461023*</b>	6 feet	8"	1218 CFM	230 volts, 50/60 Hz, 8 amps	Schuko	Fluorescent Fluorescent Ultraviolet	2	875 lbs. (397 kg)
<b>3461024*</b>	6 feet	8"	1218 CFM	230 volts, 50/60 Hz, 8 amps	China/Australia	Fluorescent	—	875 lbs. (397 kg)
<b>3461025*</b>	6 feet	8"	1218 CFM	230 volts, 50/60 Hz, 8 amps	China/Australia	Fluorescent Fluorescent Ultraviolet	2	875 lbs. (397 kg)
<b>3461026</b>	6 feet	8"	1218 CFM	230 volts, 50/60 Hz, 8 amps	North America, 230 volts	Fluorescent	—	875 lbs. (397 kg)
<b>3461027</b>	6 feet	8"	1218 CFM	230 volts, 50/60 Hz, 8 amps	North America, 230 volts	Fluorescent Fluorescent Ultraviolet	2	875 lbs. (397 kg)

\*International electrical configuration

\*\*Receptacles are 15 amps


### Electrical Receptacle & Plug Configurations

100 volts, 15 amps  
115 volts, 15 amps




For Catalog  
Numbers ending in  
00, 01, 10 & 11

100 volts, 20 amps  
115 volts, 20 amps



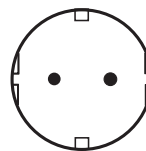
For Catalog  
Numbers ending in  
00, 01, 10 & 11

British (UK)




For Catalog  
Numbers ending in  
20 & 21

Schuko




For Catalog  
Numbers ending in  
22 & 23

China/Australia



For Catalog  
Numbers ending in  
24 & 25

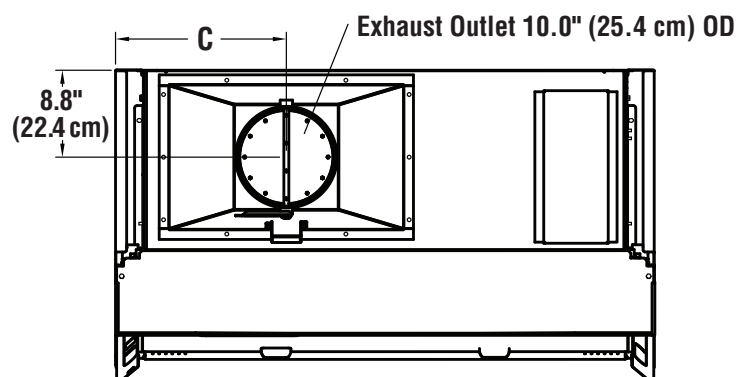
North America, 230 volts



For Catalog  
Numbers ending in  
26 & 27

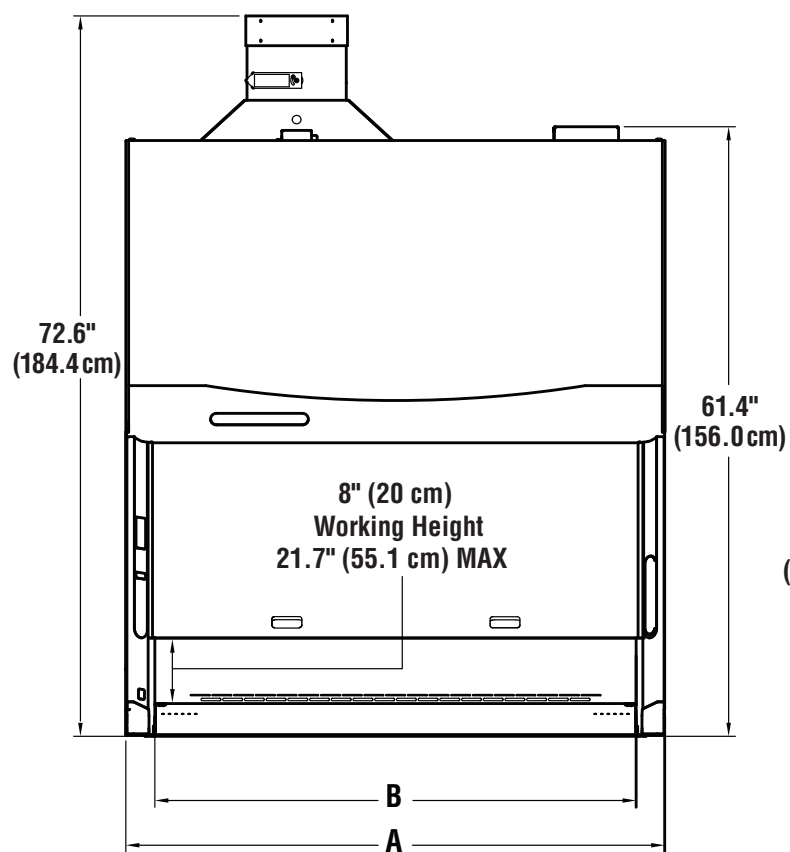
# PURIFIER® LOGIC™ CLASS II, TYPE B2 BIOSAFETY CABINETS

## D I M E N S I O N A L   D A T A

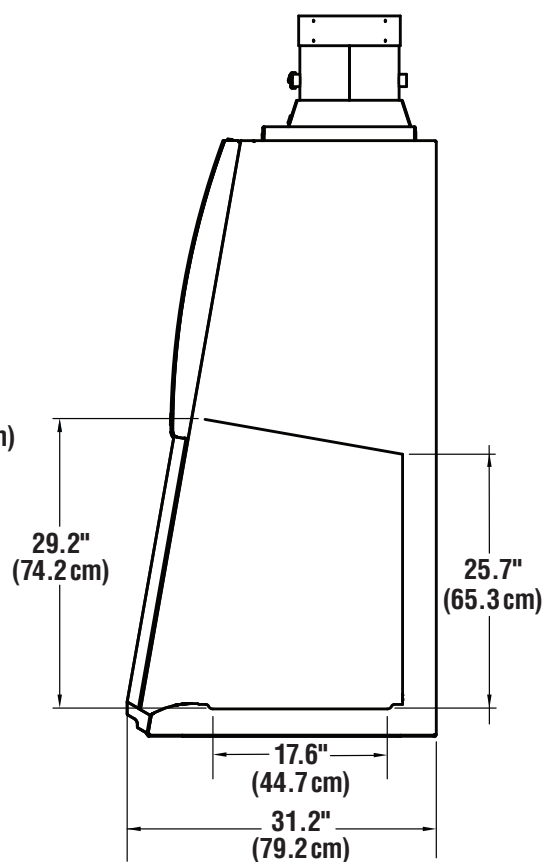


TOP

Nominal Width	A	B	C
4'	54.3" (137.9 cm)	48.5" (123.2 cm)	17.2" (43.7 cm)
6'	78.3" (198.9 cm)	72.5" (184.2 cm)	28.9" (73.4 cm)



FRONT



SIDE

# PURIFIER® LOGIC™ BIOSAFETY CABINETS

## ACCESSORIES



### 3747500 Service Fixture Kit

Includes serrated hose tip valve with ball valve, quarter turn control handle, hardware and instructions for plumbing to services. Mounts on left or right side interior. Cabinets are factory-prepared to accommodate up to four fixtures: two forward mounted 8.5" (21 cm) above

surface and two back mounted 5.8" (15 cm) above surface. **Installation is required.** Shipping weight 4 lbs. (2 kg)

### Ultraviolet Lamp Kits


Include 254 nm UV lamp and ballast. **Installation is required.**

Catalog #	For use with	Shipping Wt.
3858500	115 Volt Class II, Type A2 & B2	5 lbs. (2 kg)
3858501	100 Volt Class II, Type A2 & B2	5 lbs. (2 kg)
3858502	230 Volt Class II, Type A2 & B2	5 lbs. (2 kg)

### 3859400 Inflow and Downflow Sensor Kit

Allows display of inflow and downflow velocities on the LCD information center. Includes airflow sensor, wiring harness and hardware.

Not for use on Class II, Type B2 cabinets. **Installation and certifier calibration are required.** Contact Labconco about factory-installed sensors. Shipping weight 3 lbs. (1 kg)



### IV Bar Kits

Bar supports intravenous solution bottles and bags. Kits include IV bar, mounting hardware and four hangers. **Installation is required.**

Catalog #	For use with	Shipping Wt.
3858600	3-Ft Class II, Type A2 & B2	3 lbs. (1 kg)
3858601	4-Ft Class II, Type A2 & B2	4 lbs. (2 kg)
3858602	5-Ft Class II, Type A2 & B2	5 lbs. (2 kg)
3858603	6-Ft Class II, Type A2 & B2	6 lbs. (3 kg)



### 3744000 Ergonomic Chair with Armrests

6-way articulating seat and back control for personalized adjustment. Pneumatic mechanism adjusts seat height from 18.25" to 25.75" (46 x 64 cm). Five-leg reinforced composite base with 2" diameter ball-bearing casters. Aluminum support ring. Removable armrests. Black vinyl upholstery. Shipping weight 35 lbs. (16 kg)




### 3746000 Adjustable Footrest

Elevates feet and permits angle repositioning while in use. 18.5" w x 11.5" d x 8.0" h (47 x 29 x 20 cm). Shipping weight 6 lbs. (3 kg)



### 8022000 Logic Cart

Drawer and compartments provide convenient storage. Designed to fit under Purifier Logic Cabinet mounted on Base Stand. Top left side compartment with cutouts and hinged panel that pivots down for loading. High density polyethylene and ABS construction. Overall dimensions: 25.0" w x 19.0" d x 27.0" h (64 x 48 x 69 cm). Shipping weight 50 lbs. (23 kg)



### 3852000 Turntable

"Lazy Susan" holds miscellaneous items and rotates 360° to bring items within easy reach. Stainless steel surface and ball bearings. 12" (30 cm) diameter. Autoclavable. Shipping weight 5 lbs. (2 kg)



### 3859100 Cord Management System

Includes three stainless steel mounting hooks and three carabiners. The hooks mount to the rear grille and the carabiners secure power cords and tubing along the rear wall to keep them contained and away from the work area. Shipping weight 3 lbs. (1 kg)



### Aspirator Pump Systems

Remove liquids from petri dishes, well plates and other laboratory containers during cell culture, fluid and media aspiration procedures. Chemical-resistant diaphragm pump draws 12 liters/minute with

on/off switch and manual/foot pedal control switch. Autoclavable, two-liter glass container allows safe collection and disposal of bio-hazardous/pathogenic liquids. Float valve automatically seals the container to prevent overfilling and backflow into the pump. A 0.22 µm filter traps airborne particulates, preventing pump contamination. Housed in compact case with handle. Includes silicone tubing, pipetting holder, pipette tips and grommet. Tubing may be routed through service fixture opening in biosafety cabinet wall and sealed with grommet for permanent installation. **Installation is required.** Overall dimensions: 13" w x 6.8" d x 15" h (33 x 17 x 38 cm).

Catalog #	Electrical Configuration	Shipping Wt.
3850300	110 Volts, 60 Hz, 0.4 amp	23 lbs. (10 kg)
3850301	220 Volts, 50/60 Hz, 0.2 amp	23 lbs. (10 kg)




# PURIFIER® LOGIC™ BIOSAFETY CABINETS

## ACCESSORIES



### 3859000 Interior Shelf

Stainless steel shelf mounts to rear grille and provides 8.0" x 5.0" (20 x 13 cm) surface to place supplies. Weight capacity: 2.2 lbs. (1 kg). Shipping weight 3 lbs. (1 kg)



### Support Shelves

Provide 8.0" x 20.0" (20 x 51 cm) work surface to support remote equipment such as the Aspirator Pump System within easy access of the biosafety cabinet. Epoxy-coated steel shelf mounts to left-side tubular frame of base stand. Includes epoxy-coated steel shelf and fasteners. Not for use with SoLo Hydraulic Lift Base Stand.

**Installation is required.**

Catalog #	For use with	Shipping Wt.
3850100	Telescoping Base Stand	23 lbs. (10 kg)
3850200	Hydraulic Lift Base Stand	23 lbs. (10 kg)



### Laptop Computer Arms

Securely support a laptop computer within easy view of an operator at the Purifier Logic. Mount to front of SoLo Base Stands or front leg of Telescoping Base Stands. Articulating arm raises, lowers and pivots to a steady position. Include

epoxy-coated steel arm and support surface with cloth loop fasteners and mounting hardware. Not for use with other Hydraulic Lift Base Stands. **Installation is required.**

Catalog #	For use with	Shipping Wt.
3869300	Telescoping Base Stand	12 lbs. (5 kg)
3869200	Solo Hydraulic Lift Base Stand	12 lbs. (5 kg)

### Prefilters

Adhesive-back, sponge-type filter attaches to the towel catch to prevent small debris from being drawn into the blower or the HEPA filters. **Installation is required.**

Catalog #	For use with	Shipping Wt.
3859200	3-Ft Purifier Logic Biosafety Cabinet	1 lb. (0.5 kg)
3859201	4-Ft Purifier Logic Biosafety Cabinet	1 lb. (0.5 kg)
3859202	5-Ft Purifier Logic Biosafety Cabinet	1 lb. (0.5 kg)
3859203	6-Ft Purifier Logic Biosafety Cabinet	1 lb. (0.5 kg)

### Trace Odor Carbon Postfilters


Cardboard-framed, disposable, impregnated carbon filter traps non-volatile nuisance odors in the exhaust airflow. Mount atop the biosafety cabinet. **Require factory-installed brackets or Postfilter Conversion Kit.** Not for use with Purifier Logic Class II, Type B2 Cabinets or 3-foot Purifier Logic Class II, Type A2 Cabinets.

Catalog #	For use with	Shipping Wt.
3837201	4-Ft Class II, Type A2	5 lbs. (2 kg)
3837202	5-Ft Class II, Type A2	7 lbs. (3 kg)
3837203	6-Ft Class II, Type A2	10 lbs. (5 kg)

### Postfilter Conversion Kits

Include one Trace Odor Carbon Postfilter, the brackets and hardware necessary to retrofit Purifier Logic Biosafety Cabinets to accommodate Trace Odor Carbon Postfilters. Not for use with Purifier Logic Class II, Type B2 Cabinets or 3-foot Purifier Logic Class II, Type A2 Cabinets. **Installation is required.**

Catalog #	For use with	Shipping Wt.
3859301	4-Ft Class II, Type A2	5 lbs. (2 kg)
3859302	5-Ft Class II, Type A2	5 lbs. (2 kg)
3859303	6-Ft Class II, Type A2	5 lbs. (2 kg)



### Canopy Connections

For thimble ducting Purifier Logic Class II, Type A2 Biosafety Cabinets to the outside. Canopy provides an air gap to allow room air to enter the ductwork and mix with the filtered air being exhausted to the outside.

Expands the use of Class II, Type A2 cabinets to include malodorous samples, small amounts of volatile toxic chemicals and tracer quantities of radionuclides. Epoxy-coated steel. Exhaust airflow sensor detects and alarms when airflow drops below calibrated setpoint. Pressure relief valve opens to maintain properly balanced airflow in the biosafety cabinet should the remote blower fail. Outlet is 10" (25.4 cm) ID and accepts 10" (25 cm) diameter ductwork such as Air-Tight Damper 3776800, sold separately. **Damper and exhaust connection are required. Remote Blower 7068000 or 7068200 is recommended (not included).** See page 19. Shipping weight 15 lbs. (7 kg)

Catalog #	For use with	Total Exhaust Volume (Safety Cabinet and Room Air)
3898000	3-Ft Class II, Type A2	328-353 CFM* / 278-298 CFM**
3898001	4-Ft Class II, Type A2	412-446 CFM* / 344-371 CFM**
3898002	5-Ft Class II, Type A2	420-462 CFM* / 411-537 CFM**
3898003	6-Ft Class II, Type A2	578-628 CFM* / 478-518 CFM**


\*10" sash opening

\*\*8" sash opening



### 3776800 Air-Tight Damper

Mounts atop the Canopy Connection to adjust exhaust airflow and closes for decontamination procedures. Manually adjustable. Type 304 stainless steel. 10" (25.4 cm) high with 10" (25.4 cm) diameter OD inlet and outlet. Shipping weight 13 lbs. (6 kg)



### 3858800 Backdraft Damper

Mounts in vertical duct run to prevent reverse pressurization of the exhaust system. 3.0" (8 cm) high with 10" (25.4 cm) diameter OD inlet and outlet. Shipping weight 5 lbs. (2 kg)

### RS 232 Connection Kits

For connecting the Purifier Logic Biosafety Cabinet to a data recorder or building monitoring system. Include the PC board, cable, hardware and instructions.

Catalog #	Description	Shipping Wt.
3858300	Kit contains cable with 9-pin connection	1 lb. (0.5 kg)
3858301	Kit contains cable with 25-pin connection	1 lb. (0.5 kg)

# PURIFIER® LOGIC™ BIOSAFETY CABINETS

## ACCESSORIES

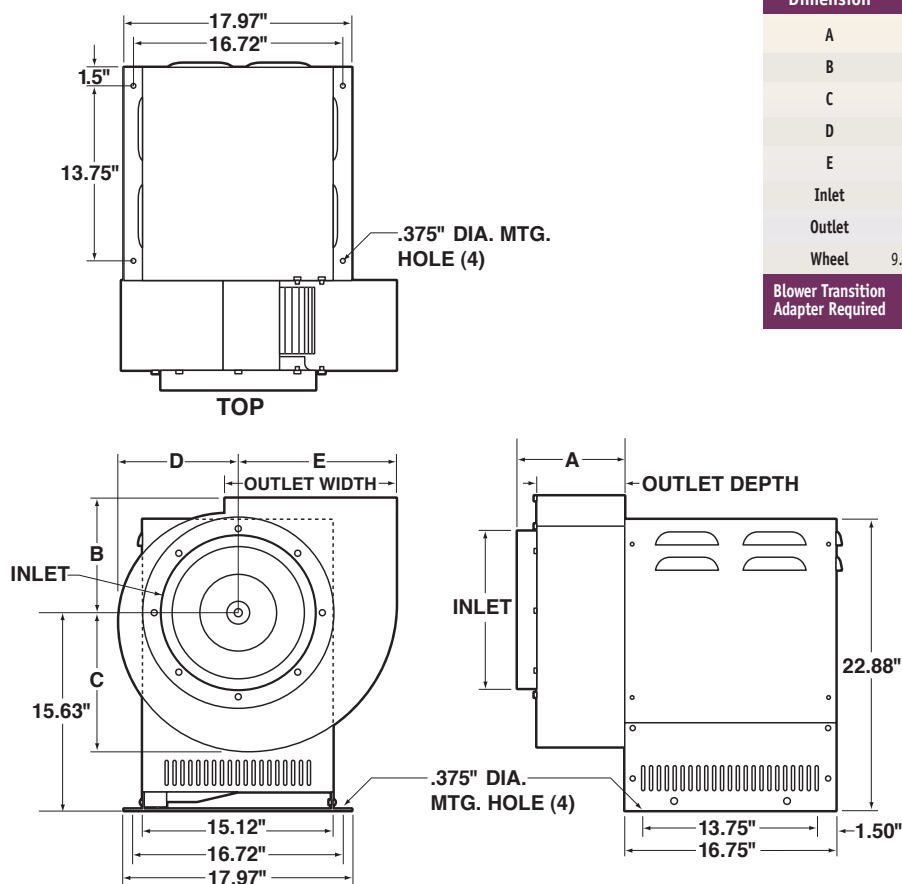


### Remote Blowers

**Required for Type B2 cabinets and recommended for canopy-ducted Type A2 cabinets.** Phenolic-coated impeller and housing, dry powder epoxy-coated steel base and removable weather cover, belt-drive motor with adjustable sheave and self-adjusting gravity belt tightener. Contact Labconco for blowers of other sizes and electrical configurations.

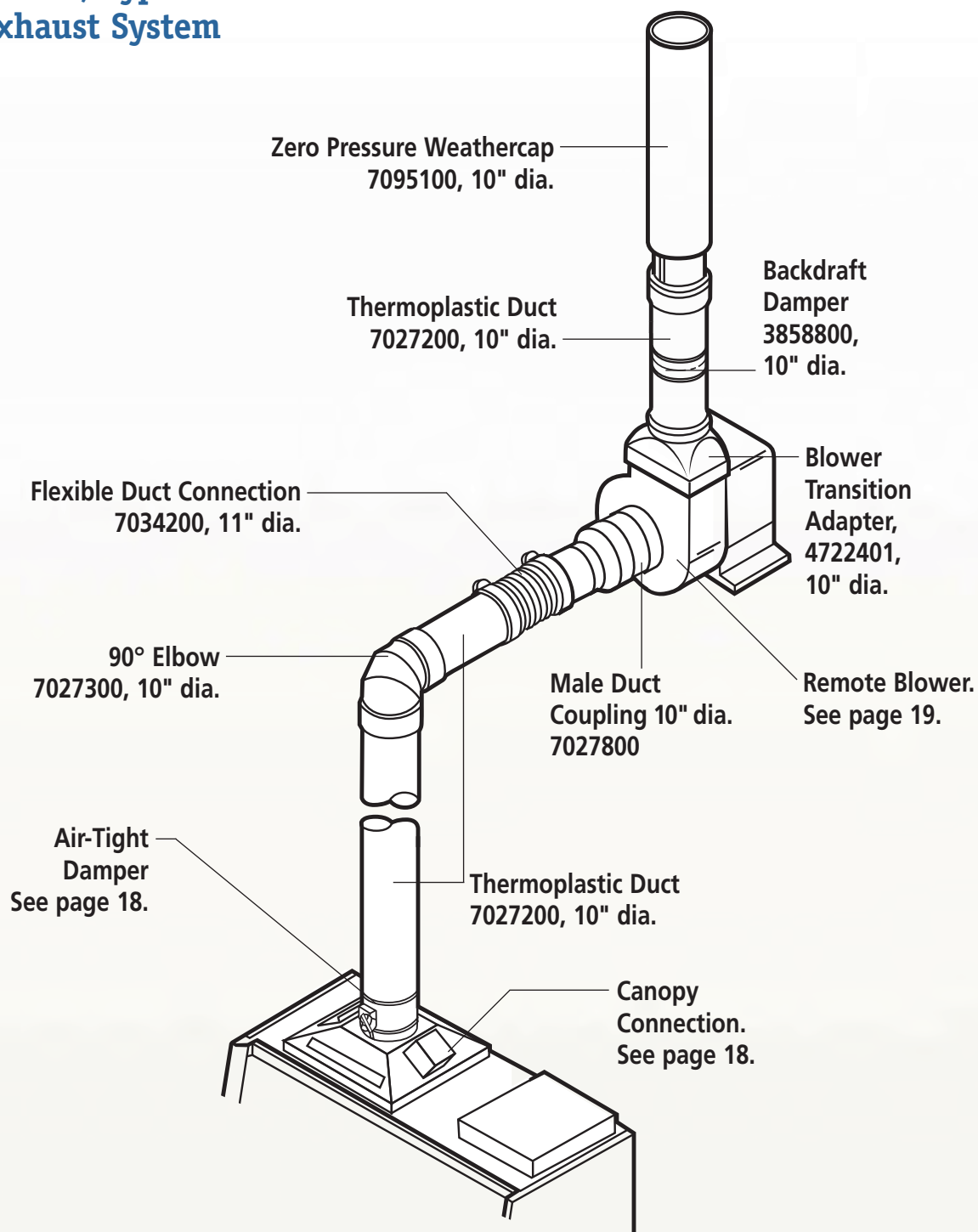
Catalog #	For use with	Electrical Requirements	HP	CFM Range†	Shipping Weight
7068000	3-Ft & 4-Ft Type A2 Cabinets	115 volts, 60 Hz, 1 phase, 4.0 amps	1/6	370 @ .12" to 410 @ .38"	92 lbs. (42 kg)
7068200	5-Ft & 6-Ft Type A2 Cabinets	115 volts, 60 Hz, 1 phase, 4.4 amps	1/4	540 @ .25" to 430 @ .75"	92 lbs. (42 kg)
7071900	4-Ft & 6-Ft Type B2 Cabinets	230/460 volts, 60 Hz, 3 phase, 5.8/2.9 amps	2	977 @ 3.4" to 1161 @ 4.7"	100 lbs. (45 kg)

† Air volume at static pressure in inches H<sub>2</sub>O



Dimension	7068000 & 7068200	7071900
A	7.2" (18.2 cm)	8.6" (71.7 cm)
B	7.0" (17.8 cm)	9.0" (22.9 cm)
C	8.1" (20.7 cm)	10.5" (26.7 cm)
D	6.8" (17.3 cm)	9.0" (22.9 cm)
E	9.25" (23.5 cm)	12.5" (31.8 cm)
Inlet	10.9" (27.6 cm) ID	12.25" (31.1 cm) OD
Outlet	5.5" D x 10.0" W (14.0 x 25.4 cm)	7.0" D x 13.5" W (17.8 x 34.3 cm)
Wheel	9.2" Dia. x 4.25" W (23.0 cm x 10.8 cm)	12.2" Dia. x 5.25" W (31.0 x 13.3 cm)
Blower Transition Adapter Required	4722401	7003400

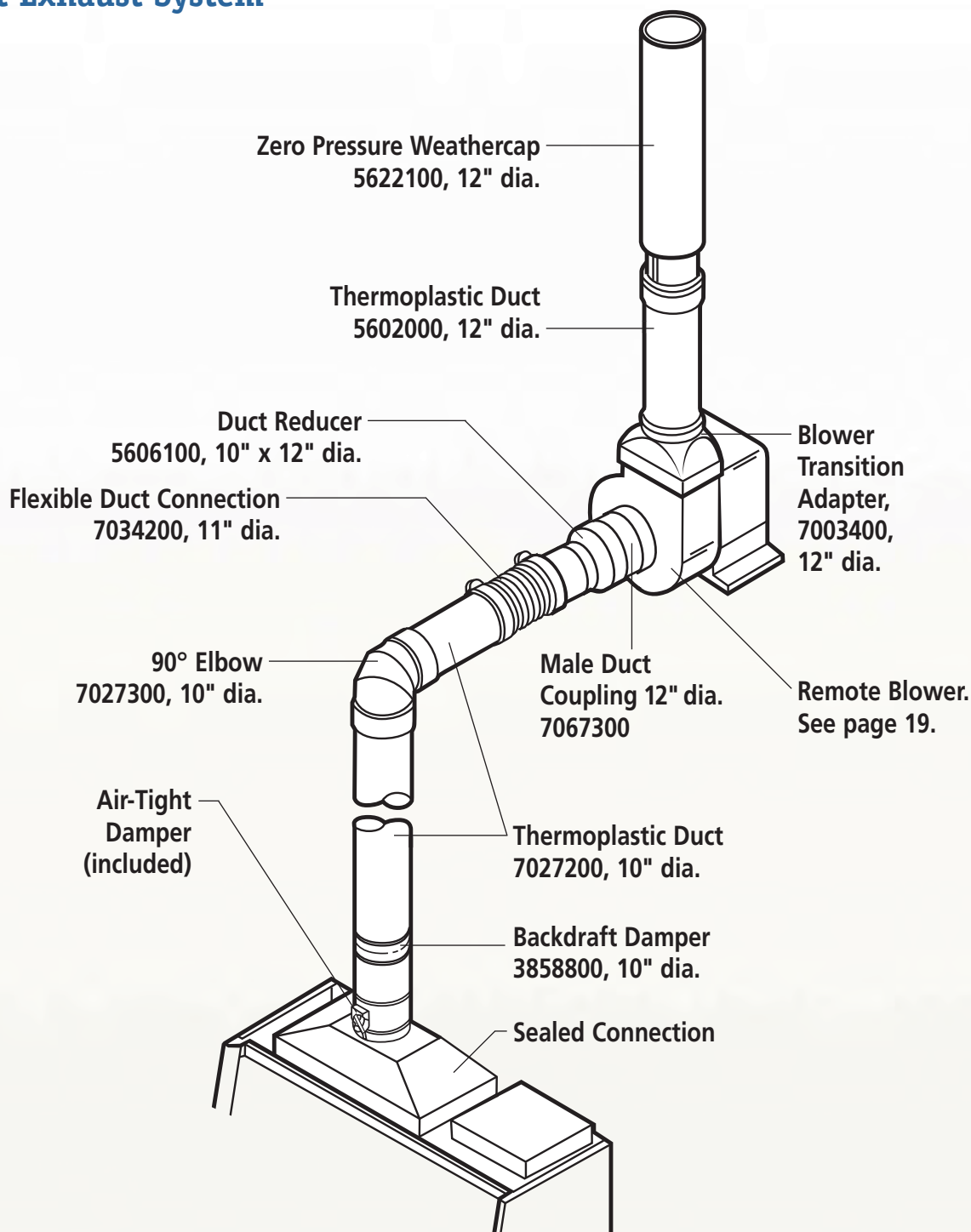
## Typical Class II, Type A2 Cabinet Exhaust System



Contact Labconco at 800-821-5525 or 816-333-8811 for ordering information and technical assistance in selecting the right ductwork for your installation.



## Typical Class II, Type B2 Cabinet Exhaust System



Contact Labconco at 800-821-5525 or 816-333-8811 for ordering information and technical assistance in selecting the right ductwork for your installation.

# PURIFIER® LOGIC™ BIOSAFETY CABINETS

## TELESCOPING BASE STANDS

These stands have telescoping legs so that they may be adjusted to eight height positions.\* The stands are available with fixed feet or casters for mobility.

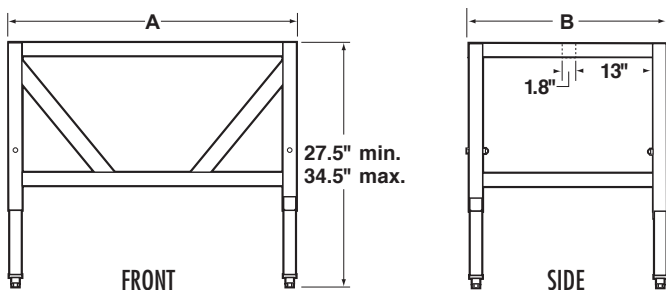
### Standard Features

- Meet NSF Standard for stability and construction.
- Support Purifier Logic Biosafety Cabinets.
- Support loads up to 1000 pounds.
- ADA-compliant.
- Durable 1.75" tubular, epoxy-coated steel frame with rear crossbar supports.
- Telescoping legs are adjustable to eight height positions at installation in 1" (2.5 cm) increments to provide a working height from 30" (76 cm) to 37" (94 cm).\*
- Available with four fixed leveling feet or 5" diameter, toe-locking, non-marking polyurethane casters with bearings for quiet operation.

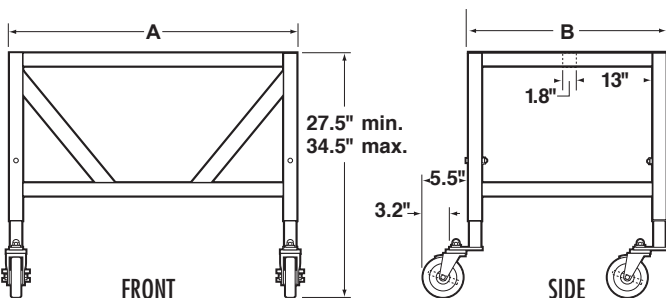
\*Height selection and adjustment are required **before** the enclosure is installed on the stand.

Catalog Numbers	Nominal Width	A	B
3730300, 3730310	3-Ft	38.5" (97.8 cm)	29.0" (73.7 cm)
3730400, 3730410	4-Ft	50.5" (128.3 cm)	29.0" (73.7 cm)
3830500, 3830501	5-Ft	62.5" (158.8 cm)	29.0" (73.7 cm)
3730600, 3730610	6-Ft	74.5" (189.2 cm)	29.0" (73.7 cm)

### With Fixed Feet



### With Casters



Telescoping Base Stand 3730400.

### Telescoping Base Stands

Nominal Width	Catalog #	Description	Shipping Weight
3-Ft	3730300	With leveling feet	110 lbs. (50 kg)
3-Ft	3730310**	With toe-locking casters	110 lbs. (50 kg)
4-Ft	3730400	With leveling feet	117 lbs. (53 kg)
4-Ft	3730410**	With toe-locking casters	117 lbs. (53 kg)
5-Ft	3830500	With leveling feet	124 lbs. (56 kg)
5-Ft	3830510**	With toe-locking casters	124 lbs. (56 kg)
6-Ft	3730600	With leveling feet	130 lbs. (59 kg)
6-Ft	3730610**	With toe-locking casters	130 lbs. (59 kg)

\*\*Enclosures supported by mobile Base Stands will require special modifications to incorporate flexible ducting, wiring and plumbing when applied.

Comply with height and knee clearance guidelines outlined in ADA Standards for Accessible Design.

# PURIFIER® LOGIC™ BIOSAFETY CABINETS

## TELESCOPING BASE STANDS



### Accessory Shelves

Glacier white, epoxy-coated, 16 gauge steel. Designed to hook on the lower rear horizontal cross member of the Telescoping Base Stand. Provides storage space for wipes, cleaning agents, gloves and other miscellaneous laboratory supplies. One each shelf, 9.9" d (25.1 cm).

Nominal Width	Catalog #	Actual Width	Shipping Weight
3-Ft	<b>3811105</b>	34.9" (89 cm)	12 lbs. (5 kg)
4-Ft	<b>3811106</b>	46.9" (119 cm)	16 lbs. (7 kg)
5-Ft	<b>3811107</b>	56.4" (143 cm)	19 lbs. (9 kg)
6-Ft	<b>3811108</b>	70.9" (180 cm)	23 lbs. (10 kg)



### 3857000 Seismic Bracket Kit

For securing the Telescoping Base Stand to the floor in earthquake-prone regions. Includes four stainless steel seismic brackets and hardware for attachment to the stand.

**Hardware to attach to the floor and installation are required.** Shipping weight 10 lbs. (4.5 kg)



### 3730500 Caster Kit

For converting Telescoping Base Stands with Fixed Feet manufactured after 10/02. Kit includes four 5" diameter, non-marking polyurethane casters with toe locks. Load rating for each caster is 250 pounds. Casters have bearings for quiet operation. Casters replace the fixed feet included with Telescoping Base Stands. **Installation is required.** Not for use with stands that support Purifier Logic Class II, Type B2 Safety Cabinets. Shipping weight 10 lbs. (4.5 kg)

## UNASSEMBLED BASE STANDS

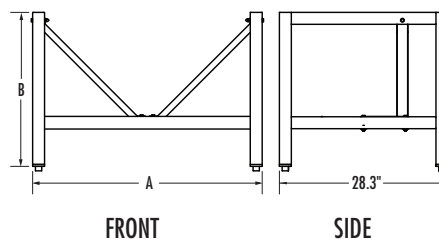
### Standard Features

- Support Purifier Logic Biosafety Cabinets.
- Durable 2" tubular, epoxy-coated steel end frames with rear crossbar supports.
- Include four leveling feet.
- Shipped unassembled for compact, economical transport.
- Available in two fixed heights: 26.6" and 32.6".
- Easy to assemble.

Catalog #	Nominal Width	Overall Assembled Dimensions	Shipping Package Dimensions	Shipping Weight
<b>3990000</b>	3-Ft	38.5" w x 28.3" d x 26.6" h	6" w x 27" d x 38" h	50 lbs. (22.7 kg)
<b>3990004</b>	3-Ft	38.5" w x 28.3" d x 32.6" h	6" w x 33" d x 38" h	52 lbs. (23.6 kg)
<b>3990001</b>	4-Ft	50.5" w x 28.3" d x 26.6" h	6" w x 27" d x 50" h	53 lbs. (24.0 kg)
<b>3990005</b>	4-Ft	50.5" w x 28.3" d x 32.6" h	6" w x 33" d x 50" h	55 lbs. (24.9 kg)
<b>3990002</b>	5-Ft	62.5" w x 28.3" d x 26.6" h	6" w x 27" d x 62" h	55 lbs. (24.9 kg)
<b>3990006</b>	5-Ft	62.5" w x 28.3" d x 32.6" h	6" w x 33" d x 62" h	57 lbs. (25.9 kg)
<b>3990003</b>	6-Ft	74.5" w x 28.3" d x 26.6" h	6" w x 27" d x 74" h	58 lbs. (26.3 kg)
<b>3990007</b>	6-Ft	74.5" w x 28.3" d x 32.6" h	6" w x 33" d x 74" h	60 lbs. (27.2 kg)



Unassembled Base Stand 3990000.



Catalog #	A	B
<b>3990000</b>	38.5"	26.6"
<b>3990001</b>	50.5"	26.6"
<b>3990002</b>	62.5"	26.6"
<b>3990003</b>	74.5"	26.6"
<b>3990004</b>	38.5"	32.6"
<b>3990005</b>	50.5"	32.6"
<b>3990006</b>	62.5"	32.6"
<b>3990007</b>	74.5"	32.6"



# PURIFIER® LOGIC™ BIOSAFETY CABINETS

## HYDRAULIC LIFT BASE STANDS

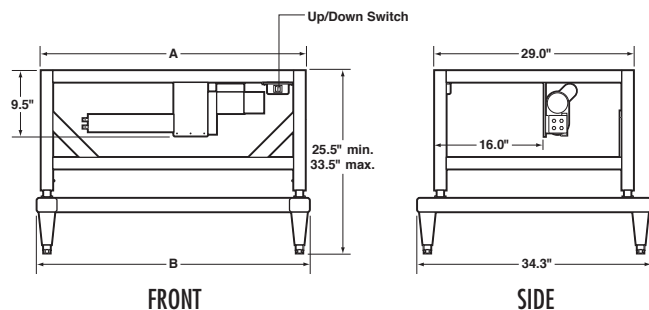
These stands have a built-in hydraulic lift so that height may be adjusted at any time. They allow the user to position the stand and the safety cabinet it supports to accommodate persons of different heights and wheelchair-bound users, to transport equipment through doorways, and for easier access to services.

### Standard Features

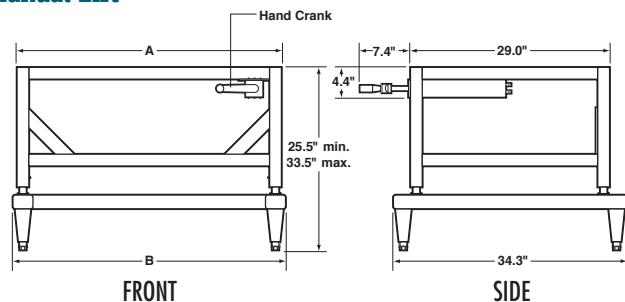
- Meet NSF Standard for stability and construction.
- Support Purifier Logic Biosafety Cabinets.
- Support loads up to 1000 pounds.
- ADA-compliant.
- Durable 1.75" tubular, epoxy-coated steel frame with rear cross-bar supports. Sub-frame has 2.0" x 3.0" rectangular tubing.
- Height is infinitely adjustable from 25.5" to 33.5" high.
- Include four powder-coated, die-cast feet with levelers.
- Include front-accessible up/down switch (Electric Lift models)
- Include front-accessible hand crank. Turning the crank clockwise raises the stand; counterclockwise lowers it. The handle may be disengaged and folded under, out of the way, when not in use. (Manual Lift models)

Catalog Numbers	Nominal Width	A	B
3780100, 3780103, 3780200	3-Ft	38.5"	39.7"
3780101, 3780104, 3780201	4-Ft	50.5"	51.7"
3780106, 3780107, 3780203	5-Ft	62.5"	63.9"
3780102, 3780105, 3780202	6-Ft	74.5"	75.7"

### Electric Lift



### Manual Lift



Hydraulic Lift Base Stand 3780201.

### Hydraulic Lift Base Stands

Nominal Width	Catalog #	Description	Shipping Weight
3-Ft	3780100	Electric. 115 volts, 60 Hz, 2.4 amps	170 lbs. (77 kg)
3-Ft	3780103 <sup>†</sup>	Electric. 230 volts, 50/60 Hz, 0.8 amp	170 lbs. (77 kg)
3-Ft	3780200	Manual	170 lbs. (77 kg)
4-Ft	3780101	Electric. 115 volts, 60 Hz, 2.4 amps	185 lbs. (84 kg)
4-Ft	3780104 <sup>†</sup>	Electric. 230 volts, 50/60 Hz, 0.8 amp	185 lbs. (84 kg)
4-Ft	3780201	Manual	185 lbs. (84 kg)
5-Ft	3780106	Electric. 115 volts, 60 Hz, 2.4 amps	215 lbs. (98 kg)
5-Ft	3780107 <sup>†</sup>	Electric. 230 volts, 50/60 Hz, 0.8 amp	215 lbs. (98 kg)
5-Ft	3780203	Manual	215 lbs. (98 kg)
6-Ft	3780102	Electric. 115 volts, 60 Hz, 2.4 amps	225 lbs. (102 kg)
6-Ft	3780105 <sup>†</sup>	Electric. 230 volts, 50/60 Hz, 0.8 amp	225 lbs. (102 kg)
6-Ft	3780202	Manual	225 lbs. (102 kg)



### Caster Kit 3784000

Casters add mobility to the Hydraulic Lift Base Stand. Kit includes four 5" diameter, non-marking polyurethane casters with toe locks. Load rating for each caster is 250 pounds. Casters have bearings for quiet operation. Casters replace the fixed feet that are included with the stand. **Installation is required.\*\*** Not for use with stands that support Purifier Logic Class II, Type B2 Safety Cabinets. Shipping weight 10 lbs. (4.5 kg)

**\*\*Enclosures supported by mobile Base Stands will require special modifications to incorporate flexible ducting, wiring and plumbing when applied.**

<sup>†</sup>International electrical configuration

Comply with height and knee clearance guidelines outlined in ADA Standards for Accessible Design.

# PURIFIER® LOGIC™ BIOSAFETY CABINETS

## SOLO™ BASE STANDS

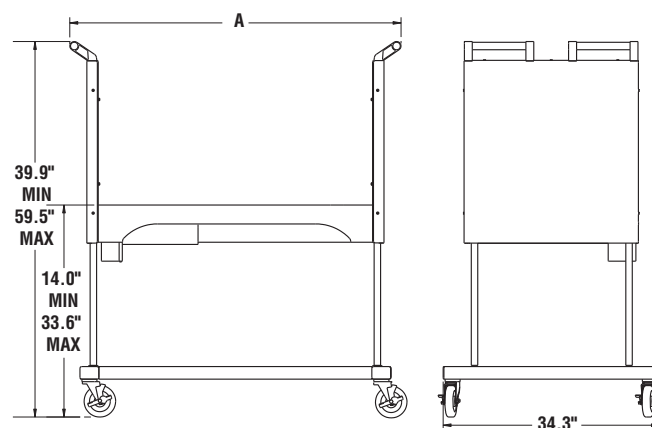
SoLo™ Hydraulic Lift Base Stands are specifically designed to support Purifier Logic Class II, Type A2 Biosafety Cabinets. The hydraulic lift system permits the stand to be lowered to allow the safety cabinet to be transported through standard doorways as low as 78" (198 cm) high. Casters provide mobility and lock in place for stability.

### Standard Features

- Meet NSF Standard for stability and construction.
- Support any Purifier Logic Class II, Type A2 Safety Cabinet.
- ADA-compliant.
- Durable epoxy-coated steel construction.
- Support loads up to 1300 pounds (590 kg).
- Built-in hydraulic lift is operated by a remote control with buttons for upward and downward movement. Height adjustment positions the enclosure for persons of different statures, wheel-chair bound users, transport through doorways, and easier service access to upper components.
- Infinitely adjustable height provides work surface heights from 17.2" (43.7 cm) to 36.8" (93.5 cm) and overall enclosure height as low as 76.2" (193.5 cm).
- 5" diameter, toe-locking, non-marking polyurethane casters with bearings for quiet operation.
- Two handle bars on each side facilitate transport. Bars are durable PVC-coated steel tubes with polyamide brackets.



SoLo Hydraulic Lift Base Stand 3780311.



Nominal Width	Actual Width (A)	Catalog #	Electrical Requirements	Additional Load Capacity*	For Use With: Purifier Logic Biosafety Cabinet	Shipping Weight
3-Ft	53.5"	<b>3780310</b>	115 volts, 60 Hz, 2 amps	700 lbs. (318 kg)	3430000, 3430001, 3430800, 3430801, 3430810, 3430811	395 lbs. (179 kg)
3-Ft.	53.5"	<b>3780314<sup>†</sup></b>	230 volts, 50/60 Hz, 3 amps	700 lbs. (318 kg)	3430020, 3430021, 3430022, 3430023, 3430024, 3430025, 3430026, 3430027, 3430820, 3430821, 3430822, 3430823, 3430824, 3430825, 3430826, 3430827	395 lbs. (179 kg)
4-Ft	65.5"	<b>3780311</b>	115 volts, 60 Hz, 2 amps	600 lbs. (272 kg)	3440000, 3440001, 3440800, 3440801, 3440810, 3440811	435 lbs. (197 kg)
4-Ft	65.5"	<b>3780315<sup>†</sup></b>	230 volts, 50/60 Hz, 3 amps	600 lbs. (272 kg)	3440020, 3440021, 3440022, 3440023, 3440024, 3440025, 3440026, 3440027, 3440820, 3440821, 3440822, 3440823, 3440824, 3440825, 3440826, 3440827, 3440830, 3440831	435 lbs. (197 kg)
5-Ft	77.5"	<b>3780312</b>	115 volts, 60 Hz, 2 amps	500 lbs. (227 kg)	3450000, 3450001, 3450800, 3450801, 3450810, 3450811	460 lbs. (209 kg)
5-Ft	77.5"	<b>3780316<sup>†</sup></b>	230 volts, 50/60 Hz, 3 amps	500 lbs. (227 kg)	3450020, 3450021, 3450022, 3450023, 3450024, 3450025, 3450026, 3450027, 3450820, 3450821, 3450822, 3450823, 3450824, 3450825, 3450826, 3450827	460 lbs. (209 kg)
6-Ft	89.5"	<b>3780313</b>	115 volts, 60 Hz, 2 amps	350 lbs. (159 kg)	3460000, 3460001, 3460800, 3460801, 3460810, 3460811	600 lbs. (272 kg)
6-Ft	89.5"	<b>3780317<sup>†</sup></b>	230 volts, 50/60 Hz, 3 amps	350 lbs. (159 kg)	3460020, 3460021, 3460022, 3460023, 3460024, 3460025, 3460026, 3460027, 3460820, 3460821, 3460822, 3460823, 3460824, 3460825, 3460826, 3460827	600 lbs. (272 kg)

\*Maximum weight of equipment loaded in safety cabinet or station, excluding weight of the safety cabinet or station.

<sup>†</sup>International electrical configuration

*Contact Labconco for more information about these  
quality products for your laboratory.*



Safety Enclosures &  
Clean Benches



Laboratory Animal  
Research Stations



Fume Hoods &  
Carbon-Filtered  
Enclosures



Balance & Bulk Powder  
Enclosures



Glove Boxes



Glassware  
Washers



Water Purification  
Systems



Freeze Dry  
Systems



Centrifugal Concentrators  
& Cold Traps



Multiple Sample  
Evaporation Systems



Agricultural Chemistry  
Products



Laboratory  
Carts & Benches



Blood Drawing  
Chairs



Digital  
Chloridometers



Vacuum  
Desiccator



#### Labconco Corporation

8111 Prospect Avenue • Kansas City, MO 64132-2696

816-333-8811 or 800-821-5525 • FAX: 816-363-0130

E-MAIL: [labconco@labconco.com](mailto:labconco@labconco.com) • HOME PAGE: [www.labconco.com](http://www.labconco.com)



© 2008 by Labconco Corporation  
Printed in the U.S.A.  
Product design subject to change without notice  
2-04-7/08-Graphx-15M-R1